

Pilot 10m Belt Barrier



Product Features:

- Full 10 metre retractable belt unit with four-way connectivity.
- Unique Twist-Lok quick connect system accepts a range of posts, cones, wall and magna-mount holders.
- Six standard belt colours and four printed belt options available.
- Pilot body comes complete with braked belt, locking clip, cone mount adaptor and locking wall receiver.

Retractable Belt System

The Pilot retracting belt system brings an entirely new level of functionality and versatility to the area of pedestrian management. Rather than being a single product with some accessories added along the way, Pilot has been designed from the outset as a complete integrated system. This system consists of the main Pilot body unit with a 10 metre braked-belt and our unique 'twist-lok' quick connect system.

Twist-lok allows the Pilot body to be switched between a range of posts, cones, and wall and magna-mount holders. Pilot is available in six standard belt colours and four printed belts.








The Pilot body unit contains a 10 metre heavy duty belt with internal braking system and a unique twist-lok cone mount (PILOT-CM) that allows it to be quickly connected to a portable post, traffic cone, wall or magna mount holder. Pilot is available in six standard belt colours and four printed message belts.

Simply fit Pilot over the top of your cone or post or, if you wish, it can be screwed to the cone for greater security. Alternatively, using our optional wall mount bracket, Pilot can be used to block doorways, close off aisles in warehouses or anywhere that requires a fixed barrier.

Also available is a switchable warning light with built-in daylight sensor.

Part Numbers	
Description:	Pilot 10 metre belt barruer with cone mount adapter.
Material:	Plastic housing.
Tape finish:	Red, Blue, Black, Yellow, Red/White, Black/Yellow
Tape length:	10 metres.
Weight:	1.1kg.

Powercor

-  [Are there any accessories that won't work with the Co-Pilot? Why?](#)
-  [How does the customer add/attach additional PILOT- BUC \(utility clip\) to the pilot unit?](#)
-  [Is the Pilot unit recommended for outside use, particularly wet weather conditions?](#)
-  [Are the head unit and full range of Pilot accessories UV stabilised? What about the belt?](#)
-  [What does the arrow on the PILOT-CMA \(cone adaptor\) mean?](#)

 We are currently compiling a list of additional services that might apply to this product.

Related Products:



[Pilot Sign Holders](#)



[Wall Mount and Magnetic Mount Retractable Belt Barriers with PVC Bodies](#)



[Pilot 10m Belt Barrier](#)



[Pilot Pump Bottle and Cradle](#)



[Pilot CaddyRack Storage Bin System](#)



[Co-Pilot 20kg Portable Post and Base](#)



[Magna Mount 7.6 Metre PC](#)



[Wall Mount 7.6 Metre PC](#)



[Pilot Brackets & Adaptors](#)



[Pilot Mounting Systems](#)

