

W-Beam Ends & Connectors



Product Features:


- Choose from hot dip galvanised and/or powder coated ends and connectors.
- W-Beam Guard Fence can be easily configured for most non-highway applications.
- Hot dip galvanised for maximum long term protection.




Our W-Beam Guardrail is designed for asset protection, and the protection of pedestrians from slow moving vehicles in and around industrial and commercial complexes and car parks. Rail ends and connectors come in a range of styles and two finishes – hot dip galvanised only or hot dip galvanised with powder coated Yellow.







Part Numbers

Ends

Code	Image	Product Name
WBSN-Y		W Beam Stubby Nose End Terminal - Galvanised and Powder Coated Yellow

Code	Image	Product Name
WBFT-G		W-Beam Fish Tail End Terminal - Galvanised
WBFT-Y		W-Beam Fish Tail End Terminal - Galvanised and Powder Coated Yellow
WBSN-G		W-Beam Stubby Nose End Terminal - Galvanised


Connectors

Code	Image	Product Name
WB90EC-G		W Beam 90 Degree External Connector - Galvanised
WB90EC-Y		W Beam 90 Degree External Connector - Galvanised and Powder Coated Yellow
WB90IC-G		W Beam 90 Degree Internal Connector - Galvanised
WB90IC-Y		W Beam 90 Degree Internal Connector - Galvanised and Powder Coated Yellow

Cotton On

Tatura Milk Industries Ltd.

PETstock Retail Pty Ltd

 Can I use Barrier's W beam on a public road?

 We are currently compiling a list of additional services that might apply to this product.

Related Products:



W-Beam Posts

W-Beam Rails

